

Welcome to TimeCamp Help!

Search for articles...

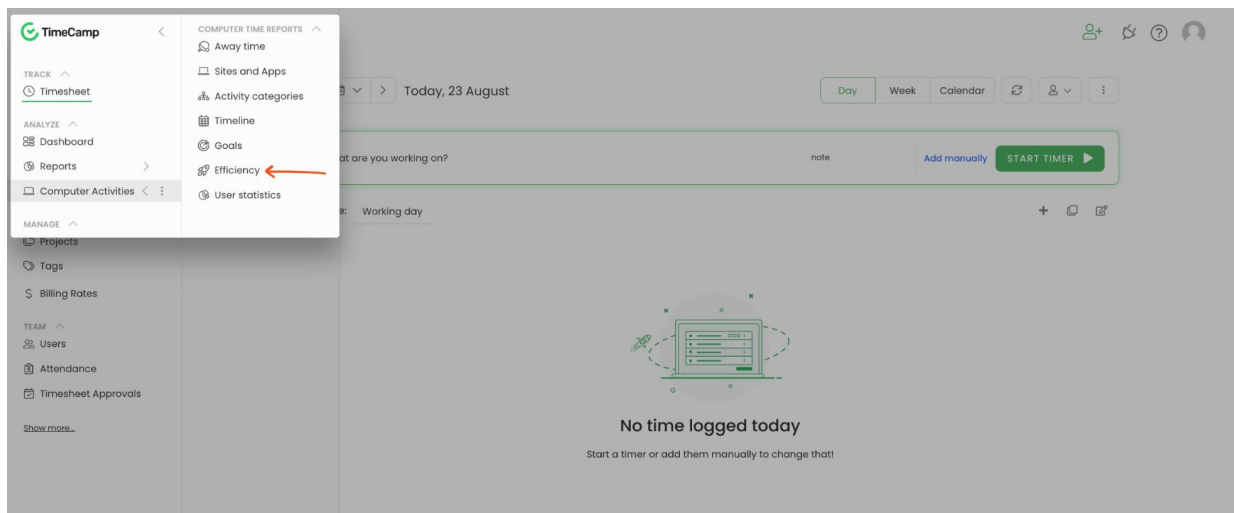
88

Efficiency

In this article:

- [Overview](#)

Efficiency tab is located under the **Computer Activities** reports on the left side menu:



Overview

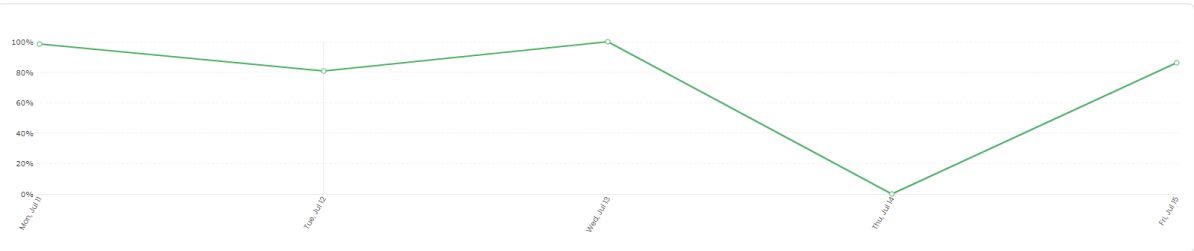
In the efficiency report, you can check and compare time spent on **Top productive** and **Top Unproductive** activities. The graph report also allows you to see the percentage difference between productive and unproductive activities during your workday.

Administrators and Supervisors are able to view registered activities for users who they manage.

Efficiency



Date: < This week > People: Emily Admin



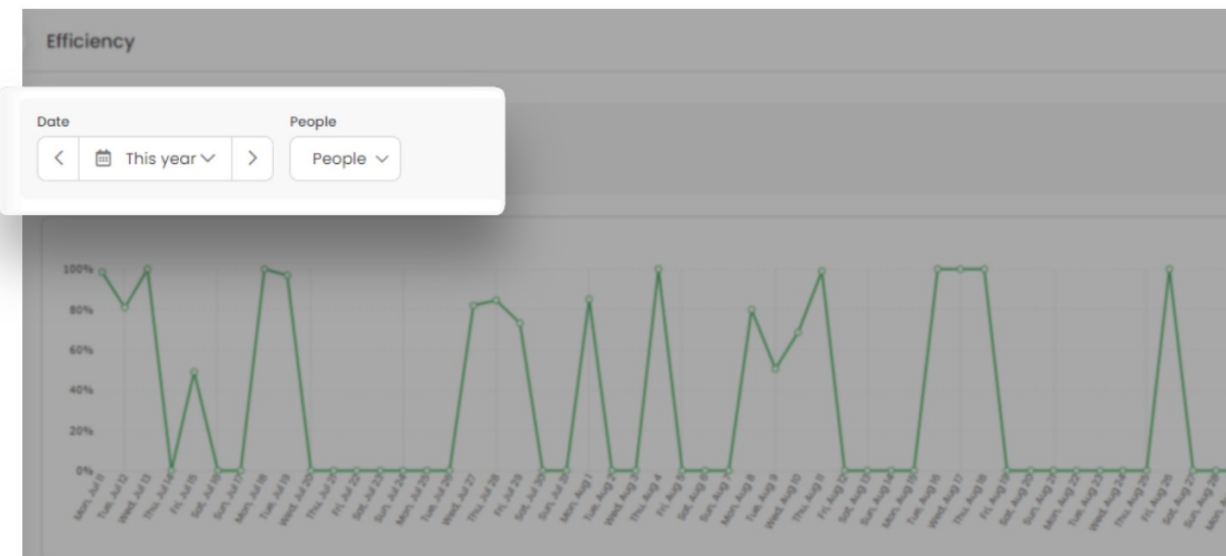
Top Productive Activities 3h 09m

meet.google.com	28m
app.timecamp.com	24m
Other work-related (off-line)	15m
timecamp.com	12m
explorer2	09m
docs.google.com	09m
timecampdev.atlassian.net	04m
app.asana.com	04m
Windows Explorer	01m
Google Chrome	55s
timecamp.uservoice.com	29s

Top Unproductive Activities 12m

Private Time	05m
bilet.intercity.pl	02m
pyszna.pl	01m
lunch (off-line)	01m
intercity.pl	01m
pkp.pl	9s
rmair@huronregionalcare.org.au	5s
kalendorzswiat.pl	2s

Data can be filtered by a date range and people picker. If you select a few users, the report will show the total time of productive and unproductive activities for all selected users.



This report is available only in the online version, it can't be exported.

